

**Nonfiction**

**Text**

**Features**

# Table of Contents

The Table of Contents is a list to help the reader find where information can be found. It lists Chapters or Sections with the page numbers.

## Table of Contents:

Chapter 1: The Differences Between Frogs and Toads.....	3
Chapter 2: Frogs .....	5
Chapter 3: Toads .....	7

# Headings

Headings are words or phrases that tell the reader what the paragraph below will be about.



## Frogs and Toads are Amphibians.

Amphibians are animals that live part of their life on land and part in the water. Amphibians have backbones and are coldblooded. Their body temperature changes when the temperature in their environment changes. Frogs, toads, and salamanders are amphibians.

# Photographs

Photographs are pictures taken with a camera. They help the reader to see the object as in real life.



# Captions

Captions are sentences placed near a picture to give the reading information about the picture.

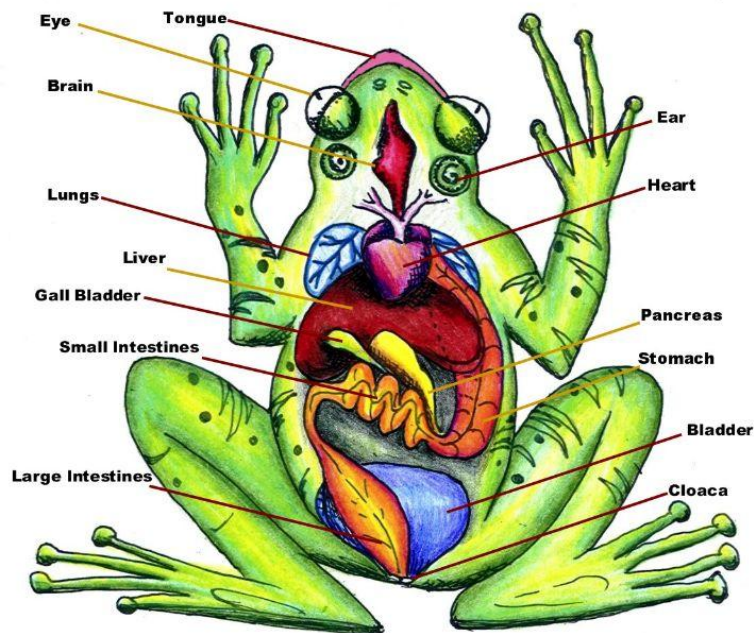


Poison Dart Frogs come in a variety of colors.

# Diagrams

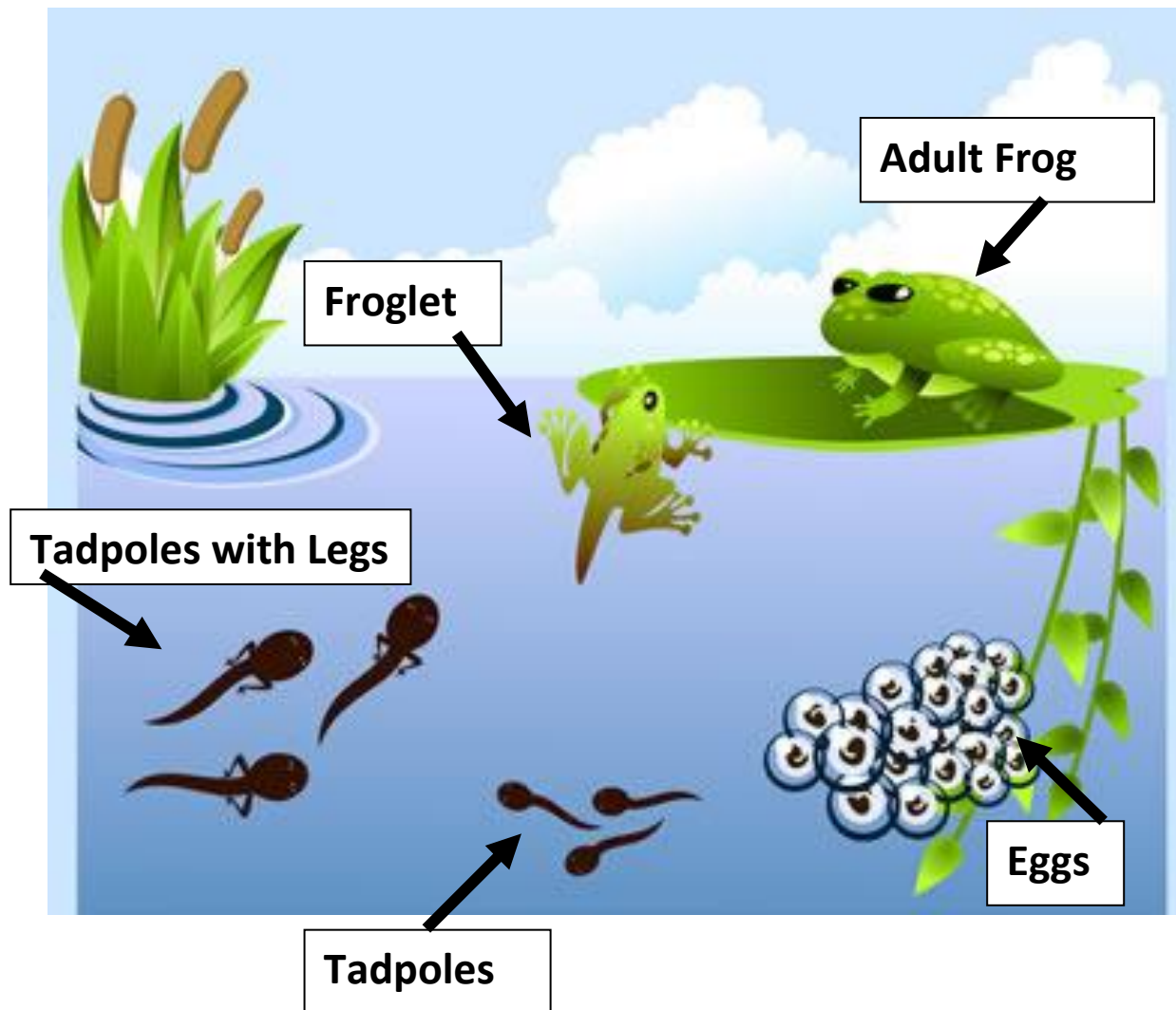
A diagram is a picture or drawing that has labels to tell the reader about parts.

Lines or arrows point to things in the drawing.



# Labels

Labels provide information by pointing out an object within a picture or photograph. Lines or arrows point to the object.





# Close Up

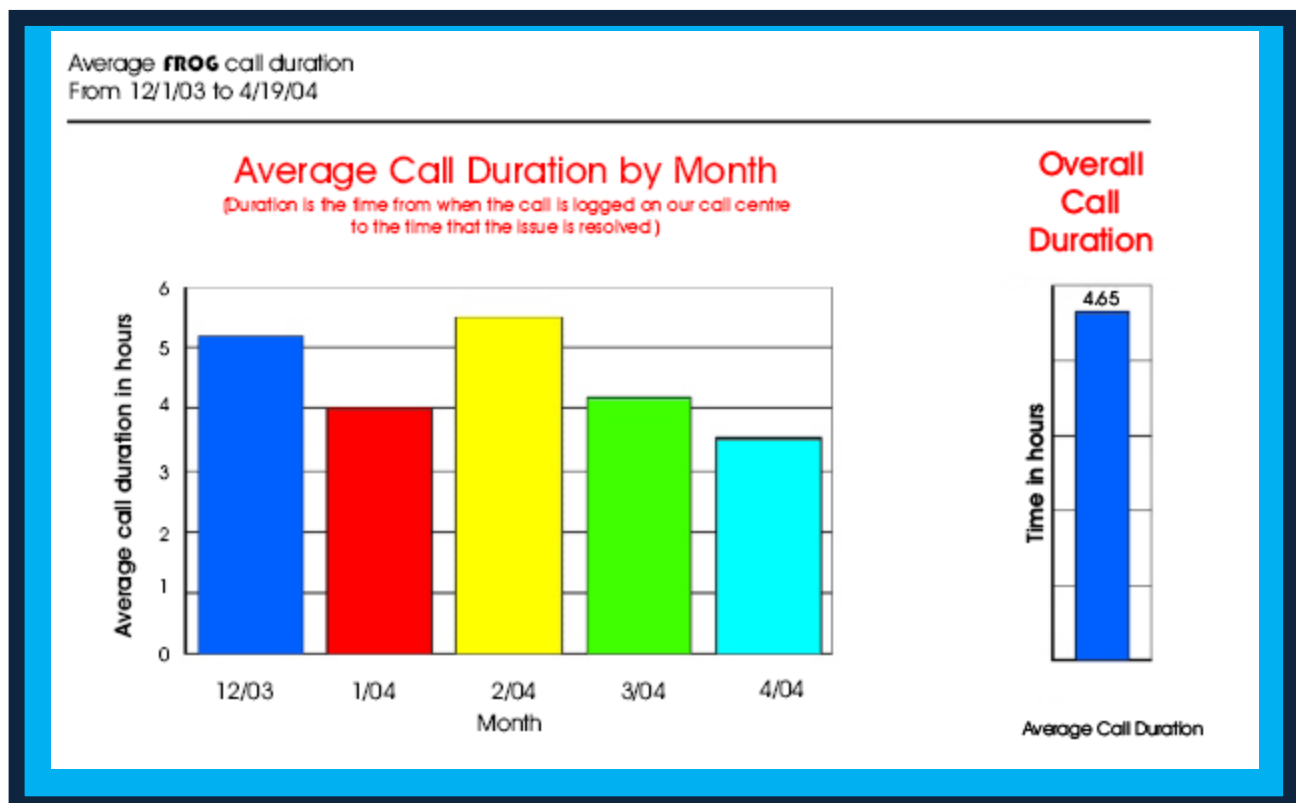
A close up is a picture or illustration that zooms in to show a closer view of an object. It shows the object with more detail.





# Charts and Graphs

A chart or a graph can be used to help the reader understand the information better.



# Types of Print

Special print types or fonts  
are used to make important  
words stand out.

**Bold**

*Italics*

Underline

Highlighted

# Bullets and Asterisks

**Bullets, Asterisks, and Stars are used to put emphasis on words or make them easier for the reader to understand. Many times they are a list.**

## Frogs

**Characteristics of Frogs include:**

- two bulging eyes
- strong, long, webbed feet
- feet adapted for leaping and swimming
- smooth or slimy skin
- tend to lay eggs in clusters

## Toads

**Characteristics of Toads include:**

- stubby bodies with short hind legs (for walking instead of hopping)
- warty and dry skin
- poison glands behind the eyes
- tend to lay eggs in long chains

# Insets and Sidebars

Insets and sidebars are small, boxed-in area in a nonfiction text that provides additional details about a subject.

Frogs and toads are very similar, but there are some primary differences between these **amphibians**. Toads have dry, warty skin, while frogs have wet, smooth skin. Besides their skin, there are other basic differences between them. Frogs have tiny teeth on both upper and lower jaws, while toads lack any teeth. Frogs have longer hind legs than toads. So frogs jump, while toads hop. And when it comes to laying their eggs, female toads lay them in long, parallel strings, while female frogs lay their eggs singly, in small or large clumps, on the water surface.

Frogs and Toads are both **amphibians**. That means they live part of their lives in the water and the other part they live on land.

Salamanders are also **amphibians**.



# Maps

Maps give the reader more information about the location of whatever they are reading about.

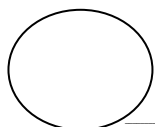


Frogs can be found on every continent in the world except Antarctica. However, the highest concentration of frogs is found in warmer tropical climates.

# Timelines

A timeline helps a reader understand the time order or sequence of events in a nonfiction book or article.


Timeline - Comparing the Frog's Life Cycle to Human's Life Cycle



Egg



Tadpole



Tadpole



Frog



Unborn baby



Baby



Child



Adult

# Glossary

A glossary is an alphabetical listing of important words from the text. It is like a dictionary and is found at the back of a nonfiction book.

## Glossary

- **Amphibian:** a cold-blooded animal that lives both on land and in water
- **Camouflage:** to blend in with the surroundings
- **Froglet:** a young, small frog
- **Habitat:** the place where an animal lives
- **Metamorphosis:** a change from an immature stage to an adult stage
- **Tadpole:** a young frog that lives in the water and has a long tail and gills



# Index

An index is an alphabetical list of important words and the page numbers where the reader can find information throughout the book.

## Index

Amphibian – 3, 5, 6,	Metamorphosis – 10
Camouflage - 10	Tadpole - 10
Cold-blooded – 3, 11	Tail – 10
Frog – 3, 5, 10, 11	Toad – 3, 6, 10, 11

# Features of Nonfiction and How They Help Us Read

Nonfiction Features	Where to find it	How it helps us read the book
Table of contents	Front	Helps us find the part of the book we are looking for
Index	End	Helps us find the information we are looking for by giving page numbers
Photograph	Anywhere	Helps us picture the information
Illustration	Anywhere	Helps us understand the information
Diagram/Map	Anywhere	Helps us understand the information
Caption	Near photos, illustrations, diagrams	Helps us understand what is going on in photo, diagram, or illustration.
Glossary	End, usually	Helps us understand tricky words
Section heading	Beginning of new sections	Helps us get our minds ready for the information that follows
Different kinds of print (bold, <i>Italics</i> , <u>underlined</u> , large)	Anywhere	Helps us notice that certain words or parts are important